


CY/C
CULTURE YOUR CURLS
CY/C

WASH & GO

CURLY HAIR PRODUCT GUIDE

BY LICENSED COSMETOLOGIST RAQUEL NORIKO



4 Simple Wash & Go Steps



1. Apply two stylers of your choice and add a splash of water. to your hands with the product and rub them all together.

2. Apply in hair starting at your root and raking it through to your ends scrunching from the bottom of curls up to root.

***For fine textured loose curls definately scrunch**

*** For course and fine tighter curls , just rake through. No scrunching**



3. Grab Microfiber Towel or Cotton T shirt and scrunch dry

4.(optional) Diffuse Dry

keep In mind - these steps are to ensure your wash and go lasts up to more than 1-2 days with minimal reapplying of product

Key Points To Remember

THROUGHOUT YOUR STYLING
REMEMBER
TO KEEP AS MUCH WATER IN
YOUR HAIR
AS POSSIBLE WHEN APPLYING

HAVE YOUR HAIR ALL THE
WAY DETANGLED PRIOR TO
APPLYING YOUR PRODUCTS

PICK 2 PRODUCTS TO APPLY IN HAIR ONE
AFTER THE OTHER

TIGHT TEXTURE -USE A LEAVE IN CREAM
AND A GEL

LOOSE TEXTURE - USE A FOAM AND GEL
KEEPING DENSITY IN MIND IS KEY . THIS CAN
CHANGE DEPENDING ON EVERYONE'S
DENSITY



Wet Line Xtreme Gel

WHERE TO BUY:

SALLYS
TARGET
WALMART

WHY THIS?

GREAT FOR EDGES AND FOR CURLS
NO FLAKY RESIDUE
GREAT HOLD
NO ALCOHOL
FIRST INGREDIENT IS WATER
SMELLS AMAZING



Wet Line Xtreme Gel

IMPORTANT TO NOTE !!

THIS INGREDIENT LIST CONTAINS A FEW INGREDIENTS THAT ARE CONSIDERED SYNTHETIC POLYMERS (PLASTICS) IN COSMETIC FORMULATIONS

THE INGREDIENTS THAT WOULD GENERALLY FALL INTO THE "PLASTIC" OR MICROPLASTIC POLYMER CATEGORY ARE:

- POLYACRYLATE-2 CROSSPOLYMER – A SYNTHETIC ACRYLIC POLYMER USED TO THICKEN AND STABILIZE FORMULAS.
- SODIUM POLYACRYLATE – ANOTHER ACRYLIC POLYMER USED FOR TEXTURE, THICKENING, AND MOISTURE RETENTION.

THESE INGREDIENTS ARE NOT SOLID PLASTIC BEADS LIKE THE OLD EXFOLIATING MICROBEADS THAT WERE BANNED IN MANY COUNTRIES. INSTEAD, THEY ARE WATER-SOLUBLE OR GEL-FORMING SYNTHETIC POLYMERS THAT HELP CREATE THE PRODUCT'S TEXTURE AND PERFORMANCE.



Wet Line Xtreme Gel

HOW TO USE ON TIGHT COURSE TEXTURE CURLS ?

*ON CLEANSED/CONDITIONED/DETAILED
CURLS SQUEEZE OR DIP GEL INTO HANDS

*MIX INTO HANDS AND ADD WATER TO IT

* APPLY INTO HAIR IN A RAKING MOTON
FROM ROOT THROUGH END

*DO NOT SCRUNCH

REMEMBER SIS, THE MORE WATER LEFT IN HAIR PRIOR TO APPLYING
THE GEL WILL GIVE A BETTER RESULT FOR LASTING CURLS ON DAY





Redken Curvaceous Curl Cream

WHERE TO BUY?

MOST DRUGSTORES
AMAZON
TARGET

WHY THIS?

- *GREAT CONDITIONING AGENT TO HAVE PRIOR TO GEL
- *FIRST INGREDIENT IS WATER
- *ALCOHOL FREE
- *NO RESIDUE
- *SMELLS AMAZING



Redken Curvaceous Curl Cream

HOW TO USE ON COARSE TEXTURE CURLS ?

*ON CLEANSED/CONDITIONED/DETANGLED
CURLS SQUEEZE INTO HANDS

*MIX INTO HANDS AND ADD WATER TO IT

* APPLY INTO HAIR IN A RAKING MOTON
FROM ROOT THROUGH END

*DO NOT SCRUNCH IN

REMEMBER SIS, THE MORE WATER LEFT IN HAIR PRIOR TO APPLYING
THE GEL WILL GIVE A BETTER RESULT FOR LASTING CURLS ON DAY



Redken Curvaceous Curl Cream

HOW TO USE ON FINE TEXTURE CURLS ?

- *ON CLEANSED/CONDITIONED/DETAILED CURLS SQUEEZE INTO HANDS
- *MIX INTO HANDS AND ADD WATER TO IT
- * APPLY INTO HAIR IN A RAKING MOTON FROM ROOT THROUGH END
- *SCRUNCH FROM BOTTOM OF CURLS TO ROOT

REMEMBER SIS, THE MORE WATER LEFT IN HAIR PRIOR TO APPLYING THE GEL WILL GIVE A BETTER RESULT FOR LASTING CURLS ON DAY



Inner Sense I Create Hold Gel

WHERE TO BUY;
ULTA
INNSERSENSE WEBSITE

WHY THIS?:

GREAT STRONG HOLD
DOESNT FLAKE
GREAT FOR ALL TEXTURES

CULTURE YOUR CURLS



Innersense I Create Hold Gel

HOW TO USE ON FINE LOOSE TEXTURE CURLS ?

*ON CLEANSED/CONDITIONED/DETAILED
CURLS PUMP GEL INTO HANDS

*MIX INTO HANDS AND ADD WATER TO IT

*APPLY INTO HAIR IN A RAKING MOTON
FROM ROOT THROUGH END

*SCRUNCH CURLS STARTING FROM BOTTOM
TO ROOT FOR MORE DEFINED CURLS

**Remember sis, the more water
left In hair prior to applying the gel
will give a better result for curls
throughout day 2-4**

CULTURE YOUR CURLS



Innersense I Create Hold Gel

IMPORTANT TO NOTE



ALKYL ACRYLATE CROSSPOLYMER — THIS IS A SYNTHETIC ACRYLIC POLYMER USED FOR THICKENING, STABILIZATION, AND HOLD. BECAUSE IT BELONGS TO THE ACRYLATES FAMILY, MANY MICROPLASTIC DEFINITIONS CLASSIFY IT AS A SYNTHETIC POLYMER OR MICROPLASTIC.

THIS FORMULA WOULD LIKELY BE DESCRIBED AS:

TRADITIONAL MICROPLASTIC BEADS: NO

CONTAINS SYNTHETIC POLYMERS: YES

STRICTLY PLASTIC-FREE: NO

PREDOMINANTLY NATURALLY DERIVED FORMULA: YES

CY/C
CULTURE YOUR CURLS



Innersense I Create Hold Gel

HOW TO USE ON TIGHT COURSE TEXTURE CURLS ?

*ON CLEANSED/CONDITIONED/DETAILED CURLS SQUEEZE OR DIP GEL INTO HANDS

*MIX INTO HANDS AND ADD WATER TO IT

* APPLY INTO HAIR IN A RAKING MOTON FROM ROOT THROUGH END

*DO NOT SCRUNCH

REMEMBER SIS, THE MORE WATER LEFT IN HAIR PRIOR TO APPLYING THE GEL WILL GIVE A BETTER RESULT FOR LASTING CURLS ON DAY

2-4

CULTURE YOUR CURLS
CYC



Infusium 23 Leave In Treatment

WHERE TO BUY?

TARGET

CVS

WALMART

SALLY'S

AMAZON

WHY THIS?

IT'S THE CLOSEST THING TO
WATER FOR YOUR HAIR

IT CAN BE USED AS A STAND
ALONE OR TREATMENT OR AS A
STYLER

CYC
CULTURE YOUR CURLS




Infusium 23 Leave In Treatment

HOW TO USE ON FINE TEXTURE CURLS ?

*ON CLEANSED/CONDITIONED/DETANGLED
CURLS SPRAY ALL OVER TREATMENT

*USE A WIDETOOTH COMB TO DISTRIBUTE ALL OVER

CYC
CULTURE YOUR CURLS




Infusium 23 Leave In Treatment

HOW TO USE ON TIGHT COURSE TEXTURE CURLS?

*ON CLEANSED/CONDITIONED/DETANGLED
CURLS SPRAY APPLY ALL OVER THE TREATMENT

* USE A WIDE TOOTH COMB
TO DISTRIBUTE

CULTURE YOUR CURLS



Kāru Raquel Noriko Curl Awakening Gel

WHERE TO BUY;

MY SITE

WWW.KARUBYRAQUELNORIKO.COM

WHY THIS?:

LIGHTWEIGHT STYLER

GREAT HOLD

VERSATILE STYLING PRODUCT

CYC
CULTURE YOUR CURLS



Kāru by Raquel Noriko Curl Awakening Gel

HOW TO USE ON FINE TEXTURE CURLS ?

*ON CLEANSED/CONDITIONED/DETAILED
CURLS SCOOP IN HANDS

*RUB TOGETHER & APPLY IN CURLS IN RAKING MOTION

*SCRUNCH FROM BOTTOM OF CURL TO ROOT
FOR MORE DEFINED CURLS

KEY TO NOTE THIS GEL IS A LIGHT HOLD. AND THE MORE
APPLIED TO THE HAIR THE FIRMER HOLD IT WILL HAVE

CYC
CULTURE YOUR CURLS
CYC



Kāru By Raquel Noriko Curl Awakening Gel

IMPORTANT TO NOTE !!

PVP (POLYVINYLPIRROLIDONE) – A SYNTHETIC FILM-FORMING POLYMER COMMONLY USED IN STYLING PRODUCTS TO PROVIDE HOLD. MANY MICROPLASTIC DEFINITIONS INCLUDE PVP BECAUSE IT IS A SYNTHETIC POLYMER.

CARBOMER 940 – A SYNTHETIC ACRYLIC POLYMER USED AS A THICKENER AND STABILIZER. DEPENDING ON THE CERTIFICATION STANDARD, IT MAY BE CONSIDERED A MICROPLASTIC.

PVP CAN CREATE A CAST AND PROVIDE HOLD, WHICH IS WHY IT APPEARS IN MANY GELS AND STYLERS. SOME PEOPLE WITH CURLS FIND THAT PVP CAN CONTRIBUTE TO BUILDUP OR MAKE HAIR FEEL DRY IN VERY HUMID CLIMATES.

CARBOMER 940 PRIMARILY AFFECTS THE TEXTURE OF THE PRODUCT RATHER THAN THE HAIR ITSELF.

CULTURE YOUR CURLS



Kāru By Raquel Noriko Curl Awakening Gel

HOW TO USE ON COURSE TIGHT TEXTURE CURLS ?

*ON CLEANSED/CONDITIONED/DETAILED
CURLS SCOOP IN IN HANDS

*RUB TOGETHER & APPLY IN CURLS IN RAKING MOTION

*DO NOT SCRUNCH CURLS AFTER

KEY TO NOTE THIS GEL IS A LIGHT HOLD. AND THE MORE APPLIED TO
THE HAIR THE FIRMER HOLD IT WILL HAVE

CULTURE YOUR CURLS
CYC



COPYRIGHT © 2026 BY RAQUEL NORIKO TOSAYA OF CULTURE CURL STUDIO LLC AND CULTURE YOUR CURLS ®

ALL RIGHTS RESERVED.

NO PART OF THIS PUBLICATION MAY BE REPRODUCED, DISTRIBUTED, OR TRANSMITTED IN ANY FORM OR BY ANY MEANS, INCLUDING PHOTOCOPYING, RECORDING, OR OTHER ELECTRONIC OR MECHANICAL METHODS, WITHOUT THE PRIOR WRITTEN PERMISSION OF THE PUBLISHER, EXCEPT AS PERMITTED BY U.S. COPYRIGHT LAW.

